

APPLEJAKE CHRISTMAS HOLIDAY

Activity Book



NAME : _____

Christmas Wish List



Dear Santa,





















Handwriting practice lines consisting of solid top and bottom lines with a dashed middle line. There are 10 sets of these lines for writing the wish list.

WHAT COMES NEXT?



Color, cut & paste Christmas items below to complete the patterns on the left.







CHRISTMAS COUNTING

Count the Christmas items and write the number in the box.





Christmas Dot the number



Use a dot marker to dot the connect number of the circles for each Christmas item.

○	○	○	○	○
○	○	○	○	○
○	○	○	○	○
○	○	○	○	○
○	○	○	○	○
○	○	○	○	○
○	○	○	○	○
○	○	○	○	○



9



1



4



8



7



Christmas Coloring





Color the Christmas items.



Applejake Christmas Memory Game

Print (2x), and cut the cards. When you find the pair, you get one point. The player with the most pairs at the end of the game wins.



Christmas Tree

Decorate your Christmas Tree.

